



# GENERAL PRACTICE ALERT STATE SITREP | 08.11.2024

## LANCASHIRE & CUMBRIA DATA

GPAS STATUS

OPEL CONVERSION

CLINICAL ACTIVITY

RETURN RATE

OPEL

2

30/1000

35%

## IMPORTANT FIGURES

308,124

MIN NUMBER OF PATIENTS COVERED BY AMBER + PRACTICES (1)

342,402

INDICATIVE NUMBER OF PATIENT CONTACTS IN GENERAL PRACTICE THIS WEEK (2)

## LOCALITY DATA

GPAS STATUS	OPEL STATUS	CLINICAL ACTIVITY	RETURN RATES
-------------	-------------	-------------------	--------------

Blackpool



3

24/1000

50%

Fylde & Wyre

Insufficient responses

Morecambe Bay

Insufficient responses

West Lancs



3

40/1000

47%

Greater Preston



2

46/1000

41%

Chorley & S. Ribble

Insufficient responses

East Lancs

Insufficient responses

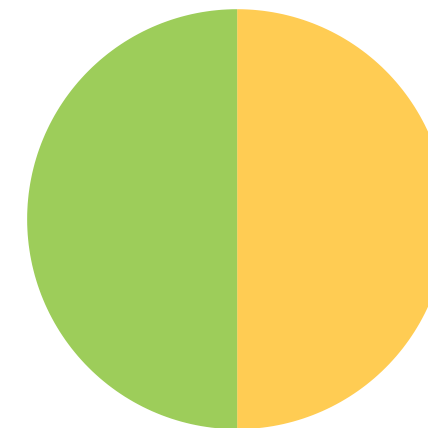
Blackburn W/Darwen

Insufficient responses


North Cumbria

Insufficient responses


Blackpool



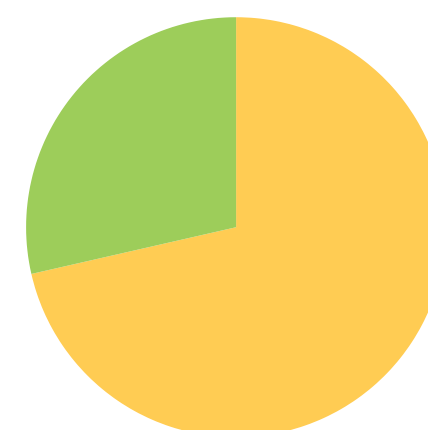
Fylde & Wyre



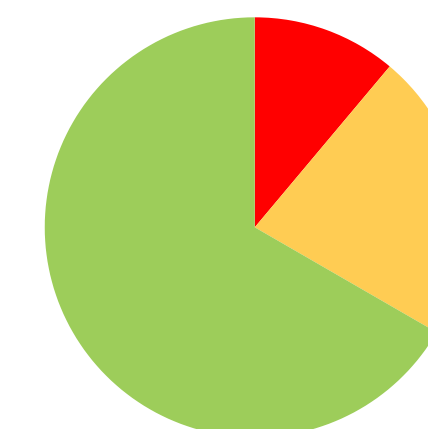
Morecambe Bay




West Lancs




Greater Preston




Chorley & S. Ribble




East Lancs



Blackburn W/Darwen



North Cumbria



# A SELECTION OF THIS WEEK'S PRACTICE COMMENTS

Reduced staffing, Emis problems, unexpected GP Locum absence

## GPAS CHANGE SINCE LAST SITREP

	Last SITREP	This Week	Trend	Note
Blackpool		3	➔	
Fylde & Wyre	Insufficient responses			
Morecambe Bay	Insufficient responses			
West Lancs		3	➔	
Greater Preston		2	➔	
Chorley & S. Ribble	Insufficient responses			
East Lancs	Insufficient responses			
Blackburn W/Darwen	Insufficient responses			
North Cumbria	Insufficient responses			

## A QUICK GUIDE TO THE GPAS STATES

- BLACK** Practice will fail within one month. Urgent system intervention required.
- RED** Sustainable in the short term. Needs system support.
- AMBER** Sustainable in the medium term (6 months max). Probably needs system support.
- GREEN** Fully Sustainable.

### LMC NOTE:

Please continue to share your data with us so that we can ensure the system is aware of any capacity and demand concerns pertaining to General Practice.

(1) This figure is accurate and is the sum of the list sizes submitting from those Practices registering as amber, Red and Black  
 (2) This figure is approximate and calculated by using the clinical activity figure for Lancashire & Cumbria multiplied by 5